


ResQGARD®

TEAR ▶



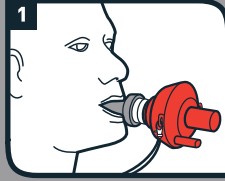
MARCH™
Medical Gear

TEAR ▶




ResQGARD® ITD

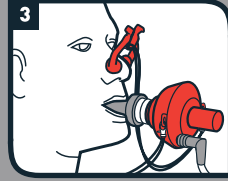
1ea – ITD, mouthpiece with lanyard, 1ea - nose clip with lanyard



Step 1: Control bleeding. Place ResQGARD into patient's mouth and ensure a tight seal with the lips. Have patient breathe normally through the mouth only. There should be a slight resistance when inhaling.



Step 2: Use nose clip if patient is having difficulty breathing only through the mouth.



Step 3: If supplemental oxygen is used, attach tubing to the oxygen port and deliver up to 15 lpm. Reassess. ↻

◀ TEAR

CIRCULATION



TEAR ▶



Distributed by:
Combat Medical
5555 Harrisburg Industrial Park Drive
Harrisburg, NC 28075 USA
1-855-428-6074
www.combatmedicalsystems.com

REF 37-500 CMS-PUB-RSGRD-04-004

Pat. Info: combatmedicalsystems.com/ip
© 2015 Combat Medical Systems, LLC

ZOLL[®]

Advanced Circulatory
1905 Country Road C West
Roseville, MN USA
www.zoll.com
12-2387-030



Made in USA



PRECAUTION: Control bleeding before use.

17-2050-030, 01