

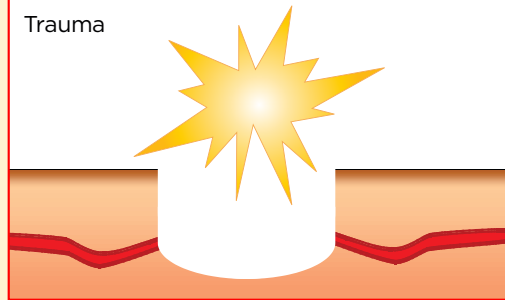
CELOXTM RAPID

Easy to use

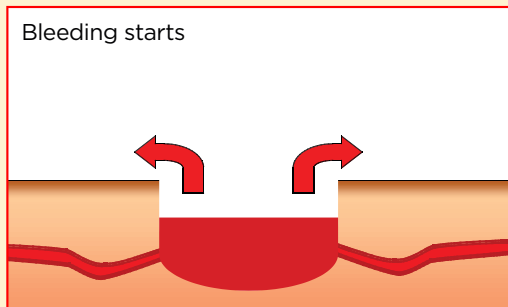
Intact Skin



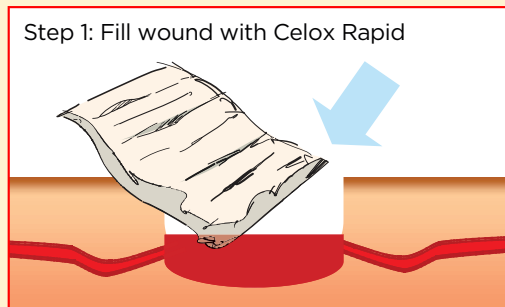
Trauma



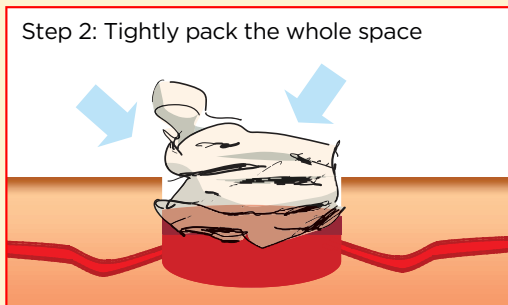
Bleeding starts



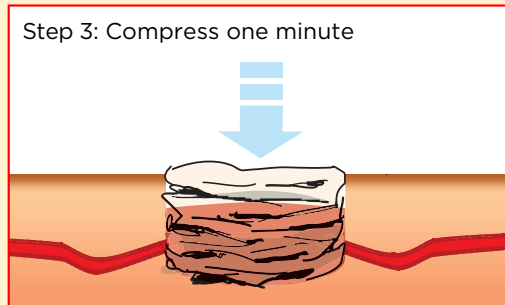
Step 1: Fill wound with Celox Rapid



Step 2: Tightly pack the whole space



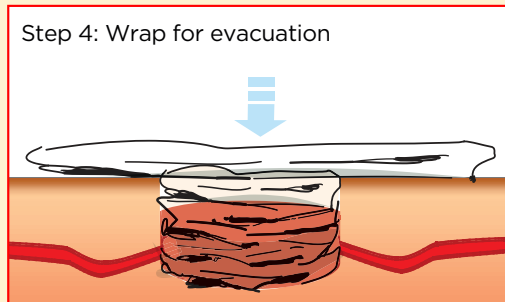
Step 3: Compress one minute



Stable Wound



Step 4: Wrap for evacuation



Medtrade Products Ltd.
Crewe Business Park, Crewe, CW1 6GL UK
T: +44 (0)1270 500019 F: +44 (0)1270 500045

Contact us at www.celoxmedical.com

