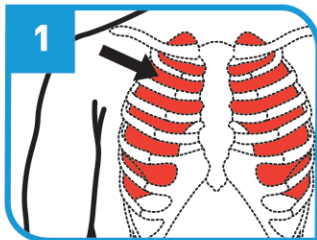
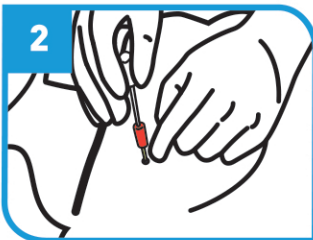




## INFORMATION FOR USE



**Step 1:** Identify the second intercostal space on the anterior chest at the midclavicular line on the injured side.



**Step 2:** Insert the DART into the skin over the superior border of the third rib, midclavicular line, and direct it into the intercostal space at a 90-degree angle to the chest wall. Ensure the DART entry into the chest is not medial to the nipple line and not directed toward the heart.

**Step 3:** Listen for the sudden escape of air as the tension pneumothorax is relieved. Remove the needle.

**Step 4:** Reassess. ↻

### RESPIRATION



## INFORMATION FOR USE

### PURPOSE:

This device is a rapid means to relieve a tension pneumothorax in a trauma patient.



- Insert the needle and catheter all of the way to the hub.
- Remove the needle and keep the catheter in place.
- Reassess every 3-5 minutes.

Caution: Federal law restricts this device to sale by or on the order of a physician, or with the descriptive designation of any other practitioner licensed by the law of the State in which he practices to use or order the use of the device; Complete product information and disclosures are available at: [combatmedicalsistemas.com/e-labels](http://combatmedicalsistemas.com/e-labels)



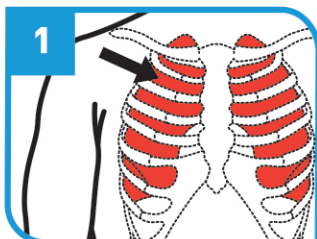
REF 21-001-IFU-EN

© 2017 Combat Medical Systems, LLC  
[www.combatmedicalsistemas.com](http://www.combatmedicalsistemas.com)

CMS-PUB-DIFU-04-001



## INFORMATION FOR USE



**Step 1:** Identify the second intercostal space on the anterior chest at the midclavicular line on the injured side.



**Step 2:** Insert the DART into the skin over the superior border of the third rib, midclavicular line, and direct it into the intercostal space at a 90-degree angle to the chest wall. Ensure the DART entry into the chest is not medial to the nipple line and not directed toward the heart.

**Step 3:** Listen for the sudden escape of air as the tension pneumothorax is relieved. Remove the needle.

**Step 4:** Reassess. ↻

### RESPIRATION



## INFORMATION FOR USE

### PURPOSE:

This device is a rapid means to relieve a tension pneumothorax in a trauma patient.



- Insert the needle and catheter all of the way to the hub.
- Remove the needle and keep the catheter in place.
- Reassess every 3-5 minutes.

Caution: Federal law restricts this device to sale by or on the order of a physician, or with the descriptive designation of any other practitioner licensed by the law of the State in which he practices to use or order the use of the device; Complete product information and disclosures are available at: [combatmedicalsistemas.com/e-labels](http://combatmedicalsistemas.com/e-labels)



REF 21-001-IFU-EN

© 2017 Combat Medical Systems, LLC  
[www.combatmedicalsistemas.com](http://www.combatmedicalsistemas.com)

CMS-PUB-DIFU-04-001