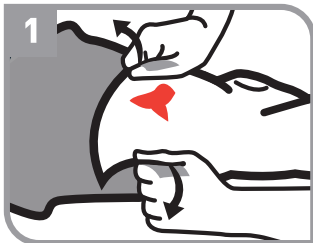


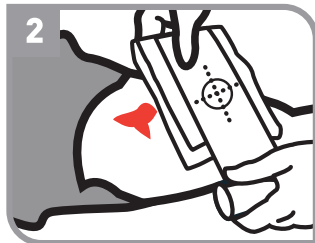


BATTLE BANDAGE®

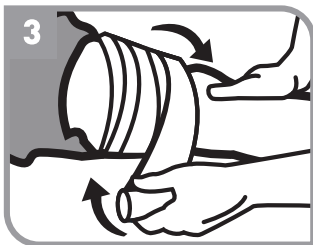
QUICK START CARD



Step 1: 👁 ID and expose wound. Open package.



Step 2: Remove inner liner. Center bandage over wound.



Step 3: Wrap firmly. Reassess. ↻

CIRCULATION





BATTLE BANDAGE[®]

QUICK REFERENCE CARD

PURPOSE:

This product is a rapid means to apply pressure and stop mild to moderate bleeding from penetrating trauma.



info

- Check for pulse before and after application.
- Use with Celox[™] or rolled gauze.
- Reassess every 3-5 minutes.



CAUTIONS: DO NOT wrap tightly around neck. DO NOT wrap tightly over broken bones. DO NOT wrap so tight it restricts blood flow. DO NOT cover eyes or mouth.

This Quick Reference Card is provided as supplemental information in the event the original Instructions for Use is lost. Complete product information and disclosures are available at: combatmedicalsyste.ms.com/e-labels



REF 32-700-QR-EN

© 2018 Combat Medical Systems, LLC
www.combatmedicalsyste.ms.com