




# BATTLE BANDAGE®

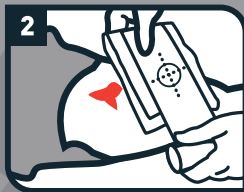
1 ea. – 8" x 8", sterile gauze pad with 6' x 4", clear, self adhering, compression wrap

◀ TEAR

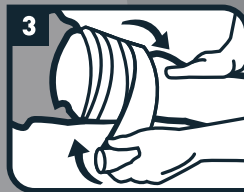
CIRCULATION



**Step 1:** ID and expose wound. Open package.



**Step 2:** Remove inner liner. Center bandage over wound.



**Step 3:** Wrap firmly. Reassess. ↻



Combat Medical  
5555 Harrisburg Industrial Park Drive  
Harrisburg, NC 28075 USA  
1-855-428-6074  
[www.combatmedicalsystems.com](http://www.combatmedicalsystems.com)



REF 32-700 CMS-PUB-BB-04-010  
NSN: 6510-01-664-8577  
Pat. Info: [combatmedicalsystems.com/ip](http://combatmedicalsystems.com/ip)  
Prod. Info: [combatmedicalsystems.com/e-labels](http://combatmedicalsystems.com/e-labels)  
© 2017 Combat Medical Systems, LLC



Made in USA



**WARNINGS:** For use by trained medical providers. Contains sterile bandage — **DO NOT USE** if inner package is opened or damaged. Once applied, patient should be monitored. Dispose of soiled material per biohazard waste guidelines.

